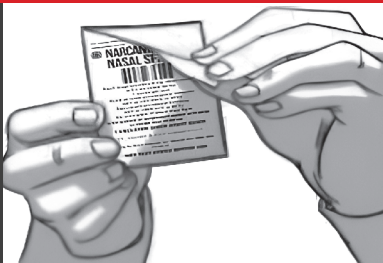


HOW TO USE NALOXONE NASAL SPRAY

- 1** Take the naloxone nasal spray out of the kit.
- 2** Hold the nasal spray with your thumb on the bottom of the plunger and middle fingers on the side of the nozzle. **Do not attempt to prime the spray.**
- 3** Gently insert the tip of the nozzle into one nostril, until your fingers are against the bottom of the person's nose.
- 4** Press the plunger firmly. Remove the nasal spray from the nose after giving the dose.
- 5** Wait and watch the person closely.
- 6** If the person does not respond in **2 minutes**, repeat the steps and give the second dose in the kit.
- 7** When the person wakes up, explain what happened. Tell them not to take any more drugs.
- 8** When the ambulance arrives, tell them naloxone has been given.
- 9** Stay with the person until they go to the hospital, or if they don't go, stay with them for at least **3 hours**.
- 10** If you need to, turn the person on their side (recovery position).

HOW TO USE NALOXONE NASAL SPRAY

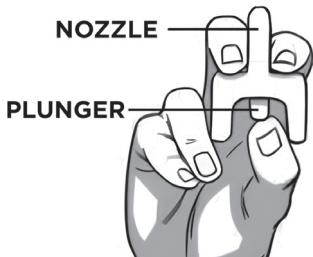
STEP
1



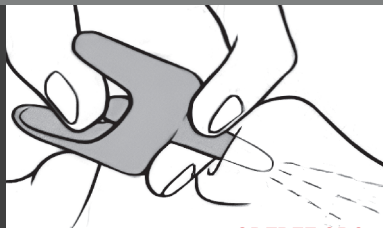
STEP
3



STEP
2



STEP
4



AUG 2022

[ODFREE.ORG](https://odfree.org)